

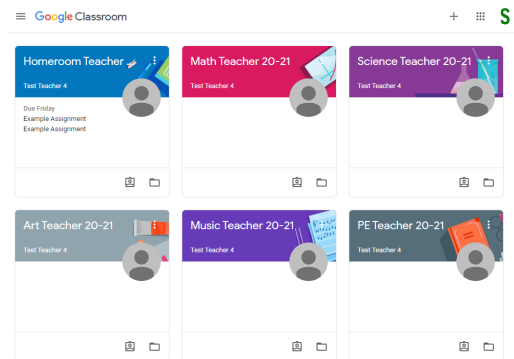


Google Classroom for Elementary Parents

Signing In Your Child

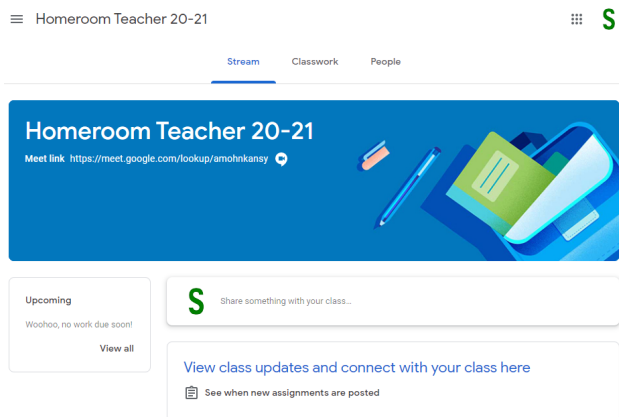
1. Navigate to **classroom.google.com** in an internet browser window.
2. Log in with your child's school Google account information. Look in the upper right corner to see if you are signed into your child's account.
3. Click **Accept** for the classes listed. This step may have been done in class.
4. Your child's teacher will be sharing their school Google account information with you.

The Google Classroom Screen



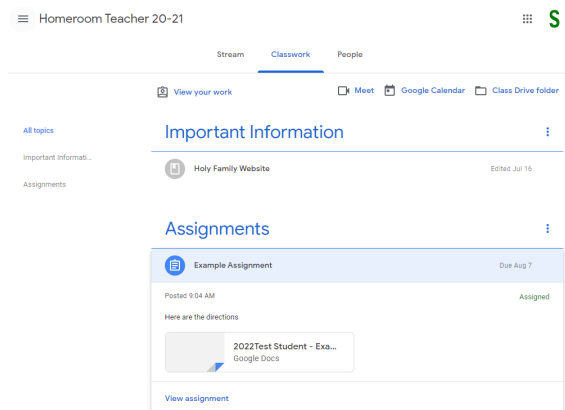
You will see your child's classes which will vary based on age level.

The Class Screen




- **The Stream page:** Shows all the class activity, including upcoming assignments that are due and any recent posts from the teacher or other students.
- **The Classwork page:** Where you go to view and complete any assignments for the class.
- **The People page:** Shows your teacher and a list of all your classmates.

The Assignment Screen



- The assignment screen allows the child to view more details about items posted in Google Classroom.
- **Communicating with the Teacher:**
 - Students can make a private comment to the teacher by clicking **View assignment**.
 - Class comments made will be visible to the whole class.



Google Classroom for Elementary Parents

Getting Signed Up for Guardian Email Summaries

1. The teacher will add you as a guardian to your child's Google Classrooms.
2. You will receive an email invitation. You can choose to accept or not.
3. You can choose the frequency that you receive these email summaries (daily or weekly).
4. If you do not receive the email invitation for one of your child's classes, please contact your child's teacher.

What do Guardian Email Summaries Include?

- Missing work—work that is late at the time the email was sent.
- Upcoming work—work that is due today and tomorrow (daily emails) or work that is due in the upcoming week (weekly emails).
- Class activity—announcements, assignments, and questions recently posted by teachers
- Guardians will NOT be able to view their child's work or assignment details through email summaries. This is only a summary.

Google Classroom
Weekly summary for Felix
Aug 1 - Aug 5, 2016

Student work

Missing from last week

U.S. History -- due Jul 26
My top five influential figures in American History
Create a top 5 list of the most influential figures in American history from the people listed in the handout. For each figure, write a brief explanation (in your own words) on why they are on your list. We will be going over this in class so make sure you are ready to justify your choices.

English and American Literature -- due Jul 27
What is the Harlem Renaissance? Who started it?

Due next week

U.S. History -- Due Aug 9
"The Price of Free Speech" Reading and Questions
Read the handout attached and answer the questions listed in the Google Doc. All answers should be in your words.

Marine Biology -- Due Aug 13
Aquarium Investigation Project
Select three aquatic animals you would like to learn more about this semester. Answer the questions in the Google Doc. These facts will be used as the basis for your end of year presentation.

U Marine Biology
Michelle Lin

Assignment - Due Aug 13
Aquarium Investigation Project
Select three aquatic animals you would like to learn more about this semester. Answer the questions in the Google Doc. These facts will be used as the basis for your end of year presentation.
Posted Aug 7

Announcement
For those of you that are asking, I'll be posting the extra credit project in class tomorrow. There will be worksheets and rubrics handed out so be sure to show up on time.
Posted Aug 8

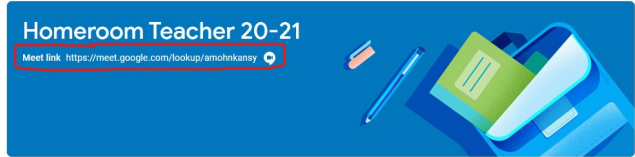



Google Meet for Elementary Parents

Signing In Your Child

1. Navigate to **classroom.google.com** in an internet browser window.
2. Log in with your child's school Google account information. Look in the upper right corner to see if you are signed into your child's account.
3. If you do not know your child's school Google login information, please contact their teacher.

Google Meet Link



- When you have selected a class in Google Classroom, you will see a Meet Link underneath the class name.
- To start the session click 

The Meet Screen

- **Audio**—Click microphone icon
- **End call**—Click phone icon
- **Video**—Click video camera icon
- **3 dots**—Settings to change layout and audio/video settings
- **Participants**—Click the people icon
- **Chat**—Click the speech bubble icon
- **Change which participants you are viewing**—Click picture in top right of screen

